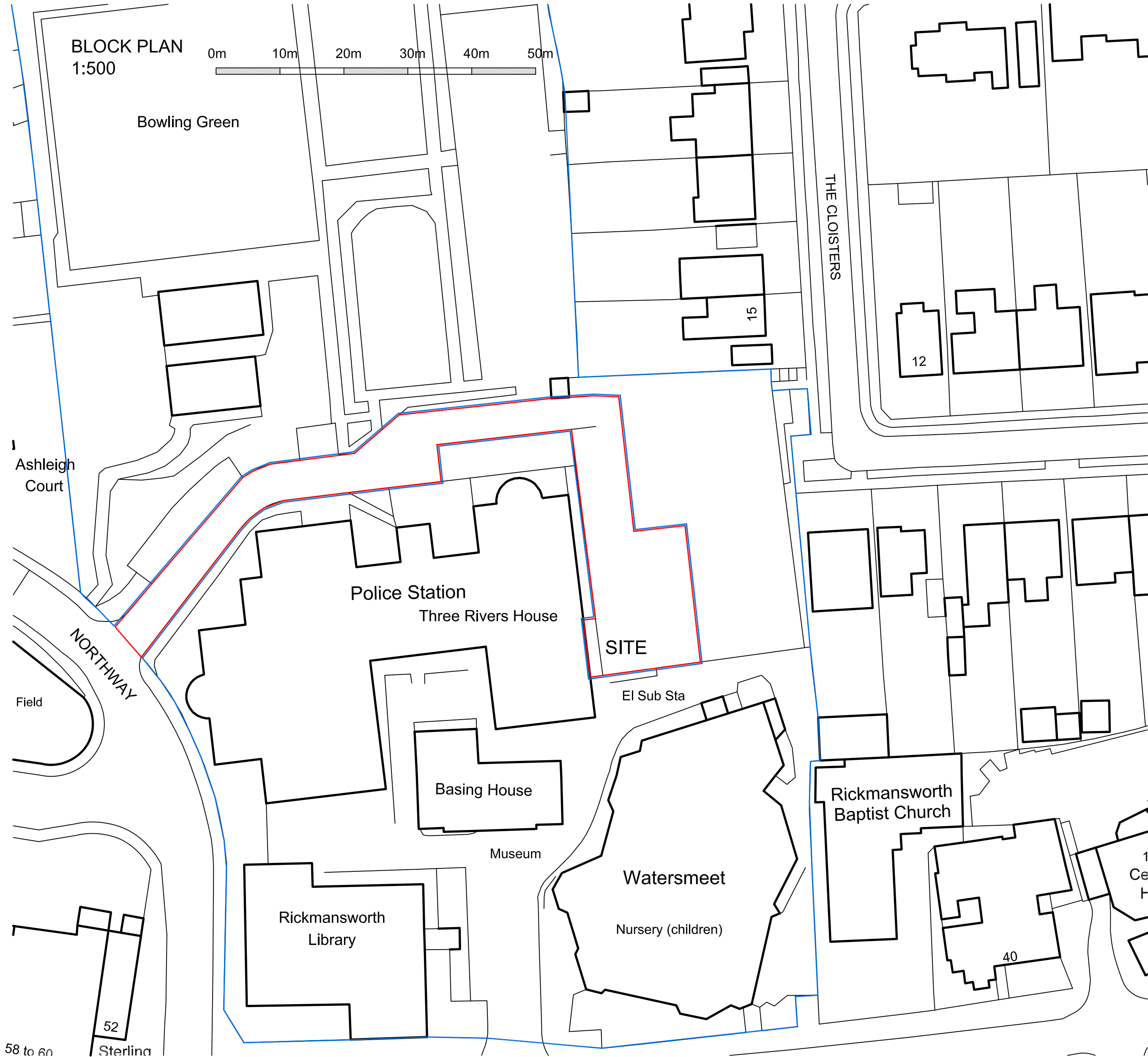


These plans and specifications are the property of Hub Architecture Ltd and shall not be printed or reproduced, in whole or part, without their written consent, nor shall any building or structure be constructed in accordance with such plans and specifications or any modifications thereof without the written consent of Hub Architecture Ltd.



These plans and specifications are the property of Hub Architecture Ltd and shall not be printed or reproduced, in whole or part, without their written consent, nor shall any building or structure be constructed in accordance with such plans and specifications or any modifications thereof without the written consent of Hub Architecture Ltd.

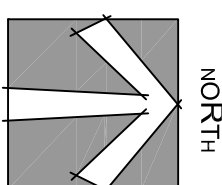


EXISTING SITE PLAN 1:200

Year	Number of individuals per 1000
1950	18
1960	16
1970	14
1980	12
1990	10
2000	8



PROPOSED SITE PLAN 1:200



**MICHAEL HUSTON**  
**HUB**  
**ARCHITECTURE**

### Revisions:

## Clients

Three Rivers Council

Project:

Rivers House Northway

Rickmansworth WD3 1RL

## Heat Pump Plant Installation

Dwg Title:

Proposed Site Plan

Copyright 2010 by Andrew Law

Status - Planning - Not for Construction

Scale - as noted      Dwg No. - HUB394.3RC.P.S.02  
 © A1


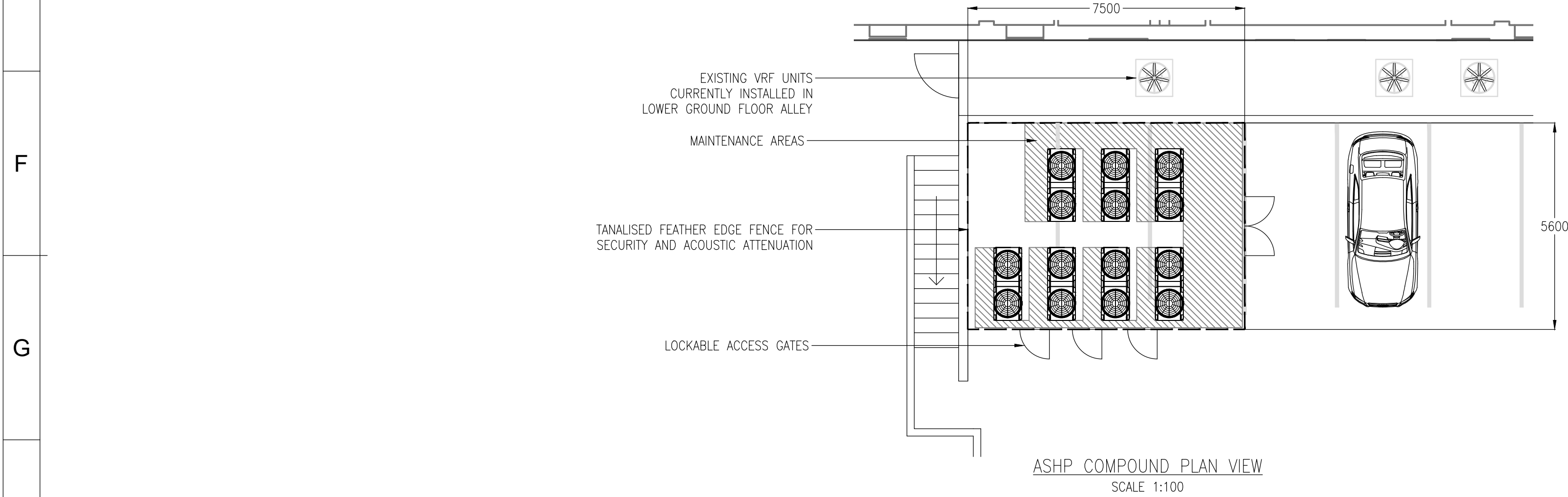
Date: Rev: -

**Michael H Houston MCLAT**


Registered in England and Wales  
Company No. 7942532  
01 63604 600 ext. 20

email - [info@subarchitecture.co.uk](mailto:info@subarchitecture.co.uk)  
website - [www.subarchitecture.co.uk](http://www.subarchitecture.co.uk)





PROPOSED ASHP COMPOUND LOCATION




SITE AERIAL VIEW  
SCALE 1:500

The contents of this drawing remain the property of GeoEnergy Design Ltd (GED). The copyright in hardcopy and electronic form remain vested in GED and may not be copied, reproduced, retained or disclosed by any unauthorized person either wholly or in part without the written consent of GED. Unless stated otherwise in the title block, this drawing is issued for information only and may not be used for any other purpose without the prior written permission of GED. GED will not be held responsible for injury or any claim based on the information in this drawing. A drawing for installation purposes shall be used in conjunction with any relevant H&S Risk Assessments and Method Statements. Do not scale from this drawing. All dimensions shall be verified on site.

- NOTES:
- DIMENSIONS HAVE BEEN EXTRACTED FROM FLOOR PLANS, MATTERPORT SCAN AND GOOGLE MAPS. EXACT DIMENSIONS MAY VARY FROM THIS DRAWING AND SHOULD BE VERIFIED ON SITE.

P05	01 DEC 22	TA	MP	
ADDED ELEVATIONS FOR PLANNING				
P04	23 NOV 22	TA	MP	
ADDED PIPE ROUTES				
P03	11 NOV 22	TA	MP	
LAYOUT FOR PLANNING APPLICATION				
P02	04 NOV 22	TA	MB	
ADDED ALTERNATIVE ASHP ARRANGEMENT				
P01	04 NOV 22	TA	MP	
ISSUE FOR SELECTION OF HEAT PUMPS				
REV	DATE	BY	CHKD	APPVRD



GeoEnergy Design Ltd  
20 St Dunstan's Hill  
London  
EC3R 8HL

T: +44 (0) 20 3457 1412  
E: info@geoenergy.co.uk  
W: www.geoenergy.co.uk  
VAT no. 390 961 469

CLIENT:

THREE RIVERS COUNCIL

PROJECT:

THREE RIVERS HOUSE

DRAWING TITLE:

PROPOSED ASHP GENERAL ARRANGEMENT

SUITABILITY:	SCALE @ A1:	REVISION:
S1	AS SHOWN	P05

DRAWING NUMBER:

TR1077-GED-TR-XX-DR-M-0002